



OYSTER BAY – EAST NORWICH CENTRAL SCHOOL DISTRICT

Preliminary Review of 2018-19 Revenues

2017-18 Fund Balance Projection

Proposed Capital Projects List

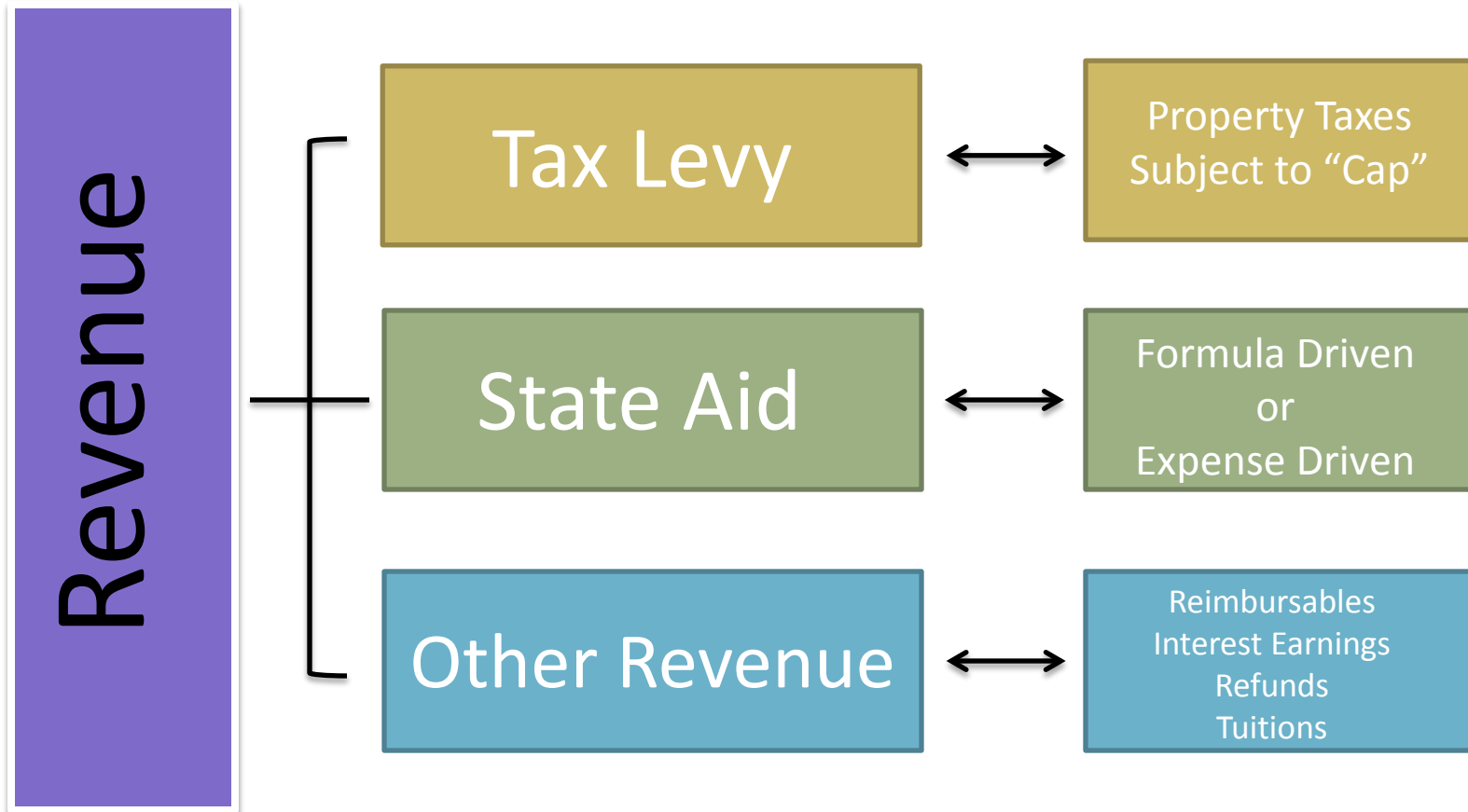
February 6, 2018



**OYSTER BAY – EAST NORWICH
CENTRAL SCHOOL DISTRICT**

***PART I:
Preliminary Review of
2018-19 Revenues***

SCHOOL BUDGET REVENUES





ADDITIONAL REVENUE SOURCES:

	BUDGET	PRELIMINARY	
SOURCE:	2017-18:	BUDGET 2018-19:	CHANGE:
STATE AID	3,026,904	3,092,613	65,709
LIPA PAYMENT IN LIEU OF TAXES	699,824	801,227	101,403
APPROPRIATED FUND BALANCE	1,000,000	1,000,000	0
OTHER REVENUE	740,000	910,000	170,000
TOTAL:	5,466,728	5,803,840	337,112



**OYSTER BAY – EAST NORWICH
CENTRAL SCHOOL DISTRICT**

PART II:
***2017-18 FUND BALANCE
PROJECTION***

FUND BALANCE:

TWO DEFINITIONS:



1. FUND BALANCE: RESERVES

THE SUM TOTAL OF ALL DISTRICT RESERVES

2. FUND BALANCE: ANNUAL OPERATIONAL RESULTS

THE DIFFERENCE BETWEEN NET REVENUES AND NET EXPENSES

OYSTER BAY-EAST NORWICH FISCAL HEALTH

The Importance of Fund Balance



FUNDING AND MAINTAINING RESERVE FUNDS SUCH AS THE CAPITAL RESERVE

POSITIVE AUDIT REPORTS- INDEPENDENT REVIEWS; ALL STRONG

OFFICE OF THE STATE COMPTROLLER FISCAL STRESS MONITORING SYSTEM- NO STRESS INDICATED

MOODY'S BOND RATING IS Aa1

OUR GOAL IS TO MAINTAIN LONG TERM FISCAL STRENGTH AND STABILITY

PROJECTED 2017-18 FUND BALANCE:
(BASED ON SEVEN MONTHS OF ACTUAL RESULTS)



FUND BALANCE DETERMINATION:

- EXISTING PURCHASE ORDERS ARE ANALYZED
- UNENCUMBERED BUDGETS ARE REVIEWED
- DISCUSSIONS TAKE PLACE WITH ADMINISTRATORS
- ALL REVENUE SOURCES ARE REVIEWED AND ANALYZED
- HISTORICAL DATA IS ANALYZED
- YEAR TO DATE COSTS ARE ANNUALIZED AND REVIEWED
- TRENDS ARE IDENTIFIED

PROJECTED 2017-18 FUND BALANCE (CONTINUED):



FACTORS THAT COULD INFLUENCE OR CHANGE THE FUND BALANCE ESTIMATE:

- CHANGES IN SPECIAL EDUCATION ENROLLMENT
- CHANGES IN ACTUAL STATE AID
- CHANGES IN OTHER REVENUE SOURCES
- CHANGES IN PERSONNEL
- \$1.5 MILLION OF CAPITAL RESERVE EXPENSE HAS BEEN ESTIMATED
- NEW UNFUNDED STATE OR FEDERAL MANDATES

**ESTIMATED FUND BALANCE (NET REVENUES LESS NET EXPENDITURES)
CHANGE FOR 2017-18 IS BETWEEN \$500,000 AND \$1.1M**

BUDGET- HISTORY OF AVAILABLE BALANCES



FISCAL YEAR:	ESTIMATE:
2012-13	2.4 MILLION
2013-14	2.4 MILLION
2014-15	1.6 MILLION
2015-16	4.0 MILLION
2016-17	2.9 MILLION
2017-18	ESTIMATED AT 2.3 TO 2.8 MILLION



**OYSTER BAY – EAST NORWICH
CENTRAL SCHOOL DISTRICT**

***PART IV:
POTENTIAL CAPITAL
RESERVE PROJECTS FOR
2018-19 (UPDATED)***

CURRENT STATE OF ATHLETIC FIELDS FOR OUR ATHLETIC PROGRAMS



TWO PROGRAMS ARE USE THE HIGH SCHOOL FIELD (THREE FIELD HOCKEY TEAMS AND TWO SOFTBALL TEAMS) DUE TO LIMITED FIELD SPACE.

MEMORIAL FIELD IS USED BY TWO PROGRAMS (THREE FOOTBALL AND TWO BASEBALL TEAMS).

ROOSEVELT PARK IS AVAILABLE ON A LIMITED BASIS (MONDAY, WEDNESDAY AND FRIDAY FROM 3-6 PM). EQUIPMENT IS BROUGHT BY COACHES AND ATHLETES; MAINTENANCE CONSTRAINTS

VERNON IS THE FACILITY THAT IS UTILIZED BY THE MOST PROGRAMS (TWO SOCCER, TWO LACROSSE, BASEBALL AND SOFTBALL)

THE INFIELD OF THE TRACK IS PRIMARILY A PRACTICE AREA DUE TO SIZE. IT IS OFTEN UNUSABLE DUE TO DRAINAGE, GRASS CONDITIONS, AND OTHER SAFETY CONCERNS.

VERNON FIELDS HAVE THE MOST WEAR AND TEAR, SAFETY ISSUES, AND DO NOT HAVE ENOUGH TIME FOR REGENERATION/ REPAIR.

Lawn Ln

Fall: Soccer
Field for JV &
Varsity teams

Fall: 7/8
Soccer teams

Fall: Soccer
Field for JV
& Varsity
teams
Rarely used
for games
(when no
other
options
available)

James H Vernon School

Google

Radcliff Dr N

Radcliff Dr N



Lawn Ln

Lawn Ln

Spring: 7 & 8
Baseball teams

James H Vernon School

Spring: Baseball &
Lacrosse overlap

Spring: Lacrosse
game field for 6
teams

Spring: 7/8 boys
Lacrosse practice
area

Spring:
Lacrosse
practice area
(never used
for games)

Spring: Softball

Spring: small
practice area

Google

Radcliff Dr N

Radcliff Dr N

WHAT ARE THE BENEFITS OF A TURF FIELD?



TURF WOULD ALLOW FOR ADDITIONAL PLAYING TIME TO SAFELY PLAY IN RAIN, SNOW, AND MUDDY CONDITIONS WITHOUT DAMAGE TO THE FIELD.

ADDITIONAL FIELD OPTIONS FOR THE FALL AND SPRING SEASONS WOULD ALLOW FOR BETTER SCHEDULING OPTIONS:

FALL:

SIX TEAMS USE VERNON NOW; THE TURF WOULD ALLOW FOR UP TO TEN TEAMS TO USE AS A GAME SITE

SPRING:

SIX FIELD TEAMS USE VERNON NOW, EIGHT TEAMS WOULD BENEFIT FROM THE TURF

A TURF FIELD WOULD BETTER ACCOMMODATE THE ATHLETES, THE SCHOOL AND THE COMMUNITY.

EXAMPLE OF FIELD WITH SNOW COVER:

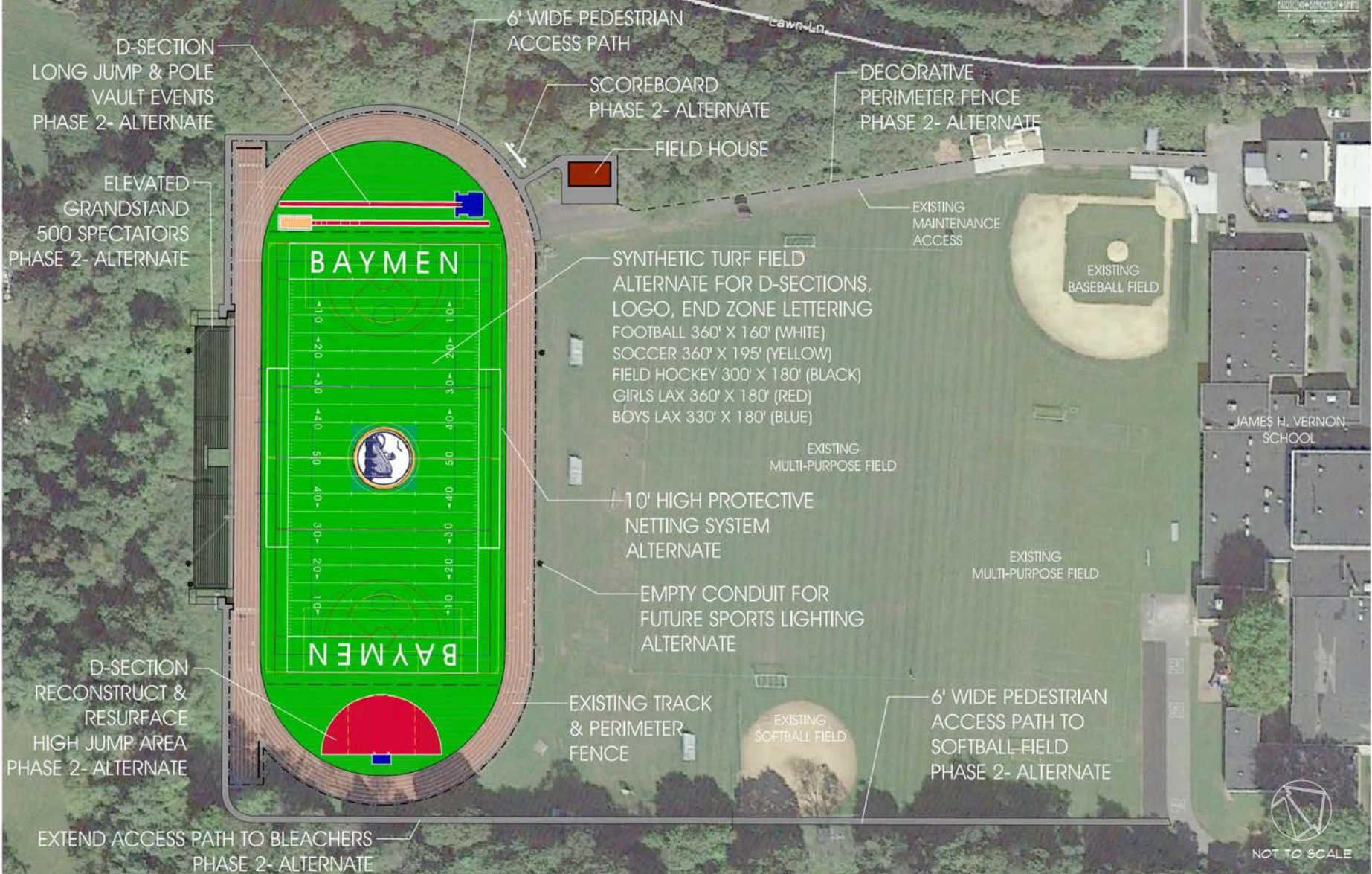


EXAMPLE OF FIELD WITH SNOW COVER:



EXAMPLE OF TURF FIELD UNDER THE SAME SNOWY CONDITIONS:



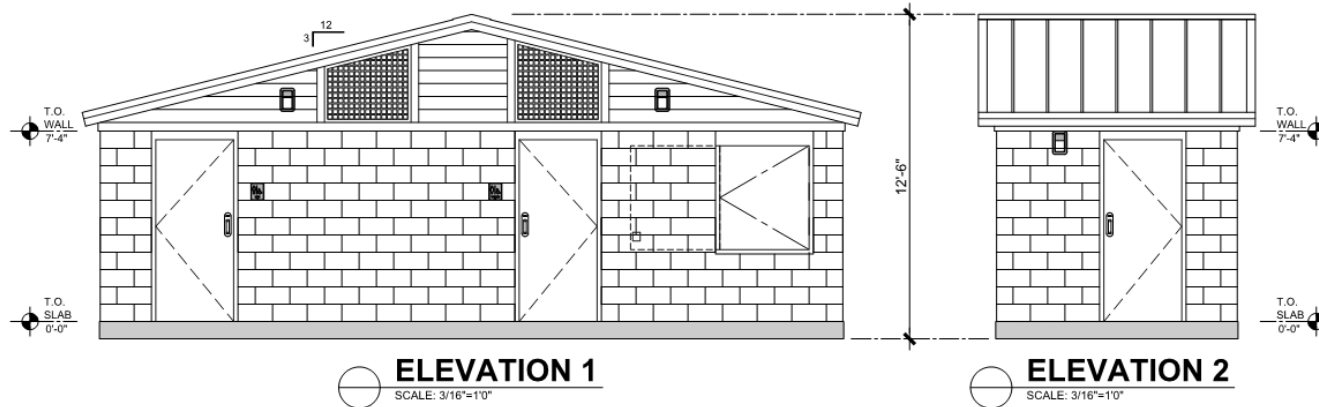
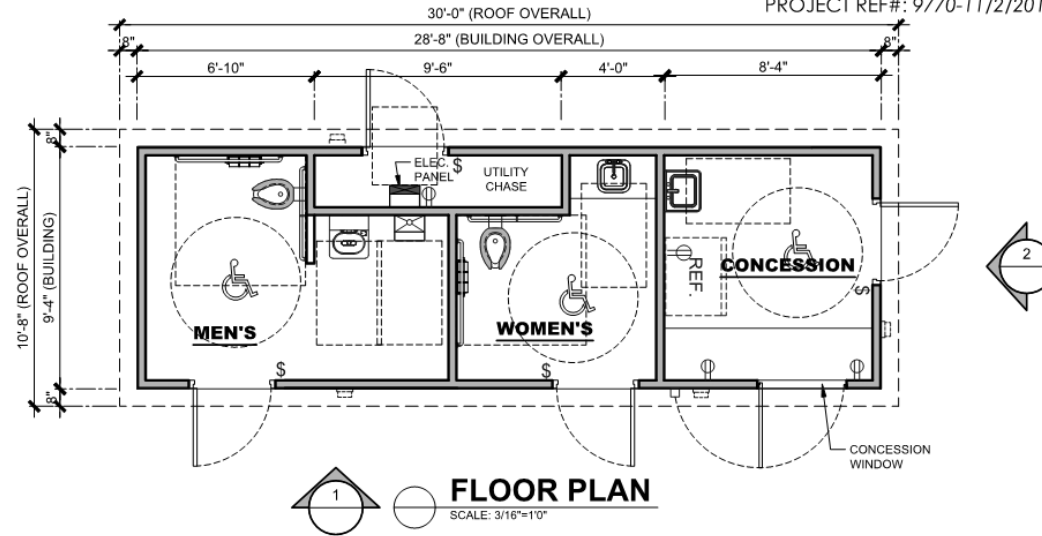


OYSTER BAY-EAST NORWICH CENTRAL SCHOOL DISTRICT

REVISED CONCEPTUAL PLAN FOR SYNTHETIC TURF FIELD AT JAMES H. VERNON SCHOOL JANUARY 23, 2018

Field House Alternative

PROJECT REF#: 9770-11/2/2016-1-OPT.B



 PUBLIC RESTROOM COMPANY Building Better Places To Go. SM Ph: 888-888-2060 Fax: 888-888-1448	COPYRIGHT 2016, PUBLIC RESTROOM COMPANY THIS MATERIAL IS THE EXCLUSIVE PROPERTY OF PUBLIC RESTROOM COMPANY AND SHALL NOT BE REPRODUCED, USED, OR DISCLOSED TO OTHERS EXCEPT AS AUTHORIZED BY THE WRITTEN PERMISSION OF PUBLIC RESTROOM COMPANY.	BUILDING TYPE:	RESTROOM BUILDING	REVISION #	-	REVISION DATE:	-	SHEET#	
		PROJECT:	UFSD RESTROOM - OPTION 'B' PORT WASHINGTON, NY	PROJECT #:	9770	START DATE:	9/2/2016	MAX. PERSON / HOUR:	90 S
		-NOT FOR CONSTRUCTION - PRELIMINARY DESIGN DRAWING ONLY - DO NOT SCALE, DIMENSIONS PRESIDE		DRAWN BY: -		DRAWN BY: EOR			



TURF FIELD AND FIELD HOUSE:



BUILDING:	DESCRIPTION:	ESTIMATE:
VERNON	TURF FIELD	\$1,700,000
VERNON	FIELD HOUSE	\$500,000
TOTAL:		\$2,200,000

POTENTIAL 2018-19 CAPITAL RESERVE PROJECTS



BUILDING:	DESCRIPTION:	ESTIMATE:
VERNON	REPLACE FIBAR PLAYGROUND SURFACE (2)	\$160,000
VERNON	REPLACE EXPANSION TANK IN THE BOILER ROOM	\$25,000
VERNON	GRADES 7 AND 8 BASEBALL FIELD-INSTALL NEW FENCING AND DUGOUTS (2)	\$30,000
VERNON	VARSITY SOFTBALL FIELD-INSTALL NEW FENCING AND DUGOUTS (2)	\$40,000
VERNON	VARSITY SOFTBALL FIELD-FULL FIELD UPGRADE (SOD, CLAY AND DRAINAGE)	\$25,000
ROOSEVELT	ROOSEVELT- NEW PADDING/PAINTING OF GYM	\$75,000
ROOSEVELT	FIX BATHROOMS IN CLASSROOMS (12)	\$390,000
ROOSEVELT	REPLACE BROKEN/UNEVEN ASPHALT BEHIND THE BUILDING	\$35,000
HIGH SCHOOL	WEST SIDE BOILER CONVERSION (ADDITIONAL FUNDS)	\$275,000
HIGH SCHOOL	PROVIDE ADDITIONAL VENTILATION- LOCKER ROOMS	\$85,000
TOTAL:		\$1,140,000

VERNON- NEW PLAYGROUND SURFACE



VERNON- REPLACE EXPANSION TANK



VERNON- VARSITY SOFTBALL FIELD DUGOUT AREA



ROOSEVELT- WALL PADDING AND PAINTING OF THE GYM



ROOSEVELT- FIX BATHROOMS IN CLASSROOMS



ROOSEVELT- REPLACE ASPHALT BEHIND THE SCHOOL



HIGH SCHOOL- WEST SIDE BOILER CONVERSION



2018-19 Budget Discussion *Timeline*



DATE OF MEETING	TOPIC
DECEMBER 19	BUDGET TIMELINE AND CALENDAR
JANUARY 9	POTENTIAL CAPITAL RESERVE PROJECTS
JANUARY 23	PRELIMINARY REVIEW- EXPENDITURE BUDGET
FEBRUARY 6	PRELIMINARY REVIEW- REVENUE BUDGET/ 17-18 FUND BALANCE PROJECTION/ CAPITAL RESERVE PROJECTS
FEBRUARY 27	ADDITIONAL REVIEW- EXPENDITURE BUDGET/ CAPITAL RESERVE PROJECTS
MARCH 6	ADDITIONAL REVIEW- EXPENDITURE BUDGET/ CAPITAL RESERVE PROJECTS (FINALIZED)
MARCH 20	ADDITIONAL REVIEW- EXPENDITURE BUDGET
APRIL 17	FINAL STATE AID NUMBERS/ BUDGET ADOPTION
MAY 1	BUDGET HEARING
MAY 15	BUDGET VOTE

VOTING INFORMATION



**VOTER REGISTRATION: District Clerk's Office (516-624-6502); 1 McCouns Lane, Oyster Bay
Monday through Friday: 8:00 a.m. to 1:00 p.m. & 2:00 p.m. to 4:00 p.m.**

Vote will also include a Proposition to transfer available funds for air conditioning at the Performing Arts Center

Last day to register to vote is May 10, 2018

**Budget Vote: Tuesday May 15, 2018
7am to 9pm High School Library**



Questions?