



# TECHNOLOGY INNOVATION GRANTS

Presented to the Board of Education on January 23, 2018

Dr. Lisa Mulhall & Ms. Janna Ostroff



At Oyster Bay-East Norwich, teachers and students are encouraged to find and incorporate the most beneficial technologies available to **enhance** instruction. While preparing all students with the skills to succeed in a rapidly evolving society, technology is optimally used in every classroom to **engage**, **excite**, and **personalize** student learning. Diverse technological tools and programs are available throughout the district to **redefine** opportunities for meaningful individual and collaborative learning both within the classroom and throughout the learning community.



## TECHNOLOGY INNOVATION GRANTS- YEAR 3 (2018-2019 SCHOOL YEAR)



- 8 Proposals Submitted
- 6 Proposals Ready to Move Forward
- 3 Prioritized Projects
  - 2<sup>nd</sup> Grade iPad Project
  - 4<sup>th</sup> Grade Chromebook Project
  - 7<sup>th</sup> Grade Chromebook Project

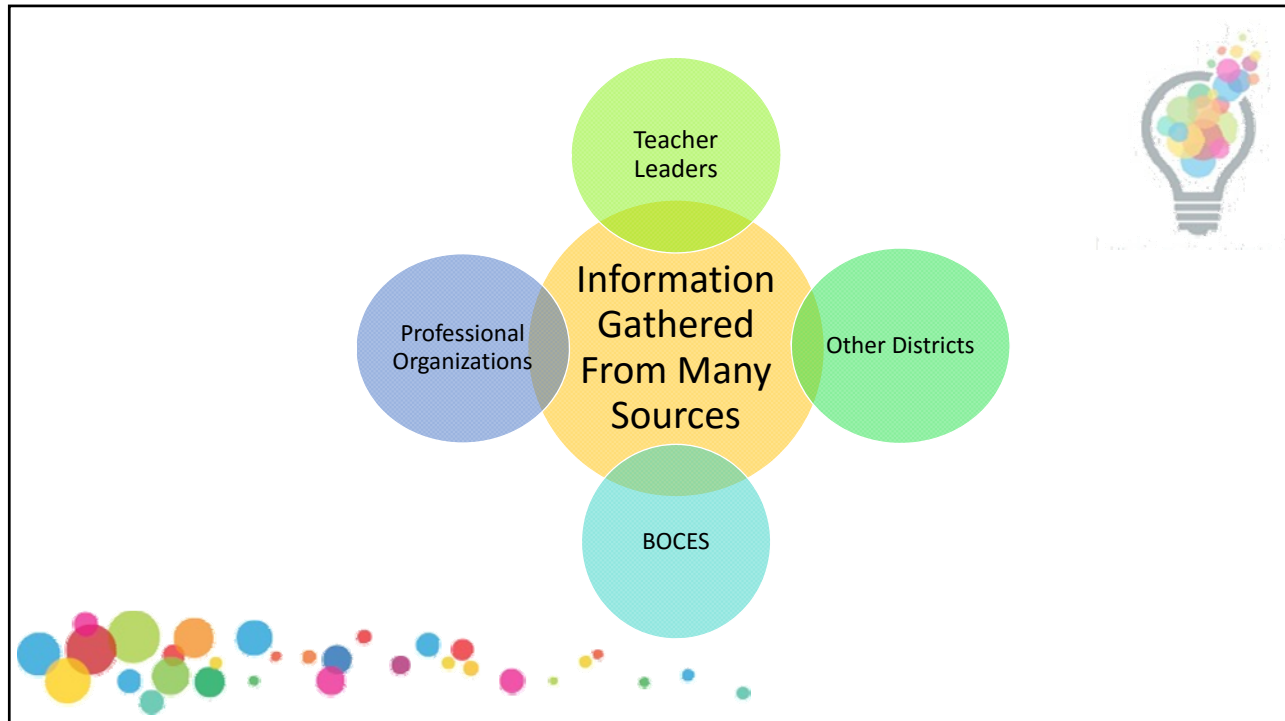


## PRIORITIZED PROJECTS



- Large, grade-wide projects
- Lay the foundation for scalable projects that can expand to district-wide initiatives
- Ongoing budgetary impact





## GRADE 2 iPADS

Item	Cost	Quantity	Total
iPad	\$429.00	99	\$42,471.00
Cart	\$1,618.00	4	\$6,472.00
Case	\$50.00	99	\$4,950.00
			<b>\$53,893.00</b>

## GRADE 4 CHROMEBOOKS



Item	Cost	Quantity	Total
Chromebook	\$420.00	104	\$43,680.00
Cart	\$1,800.00	4	\$7,200.00
GoGuardian	\$45.00	104	\$4,680.00
			<b>\$55,560.00</b>



## GRADE 7 CHROMEBOOKS



Item	Cost	Quantity	Total
Chromebook	\$420.00	130	\$54,600.00
GoGuardian	\$45.00	130	\$5,850.00
Case	\$30.00	130	\$3,900.00
			<b>\$65,350.00</b>



# TOTAL ANTICIPATED COSTS



School	Equipment	Cost	#	Total
Roosevelt- Grade 2	iPad	\$429.00	99	\$42,471.00
	Cart	\$1,618.00	4	\$6,472.00
	Case	\$50.00	99	\$4,950.00
Vernon- Grade 4	Chromebook	\$420.00	104	\$43,680.00
	Cart	\$1,800.00	4	\$7,200.00
	GoGuardian	\$45.00	104	\$4,680.00
High School- Grade 7	Chromebook	\$420.00	130	\$54,600.00
	GoGuardian	\$45.00	130	\$5,850.00
	Case	\$30.00	130	\$3,900.00
				<b>\$173,803.00</b>



# GOAL: DISTRICT-WIDE 1:1 INITIATIVE TO ENHANCE LEARNING



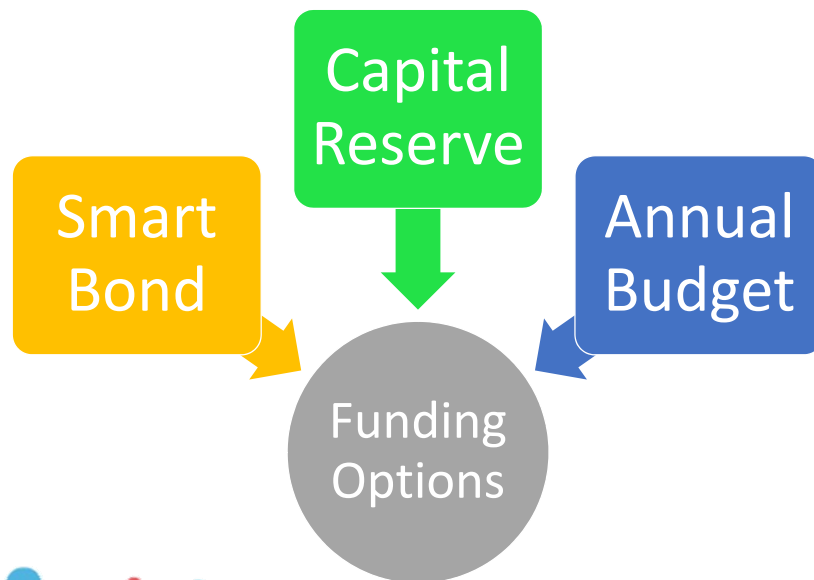
Grade	2018-2019	2019-2020	2020-2021	2021-2022
2	iPads	→		
3		iPads	→	
4	Chromebooks	→		
5		Chromebooks	→	
6			Chromebooks	→
7	Chromebooks	→		
8		Chromebooks	→	
9			Chromebooks	→
10-12				BYOD
Anticipated Costs	\$173,803	\$180,000	\$130,000	\$100,000



# ADDITIONAL ANTICIPATED COSTS



Grade	2018-2019	2019-2020	2020-2021	2021-2022
Replacement Devices	0	0	\$260,000 Instructional Desktops	\$150,000 Laptops and Admin Desktops
Interactive Projectors	\$200,000 (Capital Reserve)	0	0	\$70,000
Mac Labs		\$125,000		
SANS/SERVERS and UPS Infrastructure	SMART Bond	\$10,000	\$10,000	\$10,000
Optional Future-Proofing (Hard-wire cabling)		\$285,000		



## POSSIBLE FUNDING SOURCES



Capital Reserve		Annual Budget	
\$444,643.21	Remaining Funds	\$50,000-\$73,803	Device Budget
- \$200,000.00	Interactive Board Replacement		
- \$44,000.00	SMART Bond Quote/Cost Differential (\$37,556.59?)		
\$200,643.21	Anticipated Balance		

Possible Scenario for 2018-2019

\$100,000	Capital Reserve
\$50,000-\$73,803	Annual Budget
\$173,803	



## CONSIDERATIONS



- Will Chromebooks continue to be the device of choice?
- What will the life cycle of a Chromebook be?
- What additional support will be needed as we get closer to 1:1 district-wide?



## NEXT STEPS

- Continue to evaluate this year's projects
- Provide teachers with devices as soon as possible
- Identify funding sources

