



Oyster Bay High School Social Studies Update

February 11, 2020

Dr. Joseph Pesqueira

Advanced Placement Social Studies



Advanced Placement Social Studies

- Our Philosophy

- Provide AP-Level opportunities for all students willing to commit the time and effort associated with an AP course
 - 56% of sophomores took AP World in 2018-19
 - 54% of juniors took AP U.S. History in 2018-19
 - 43% of seniors took AP Government in 2018-19
 - AP Psychology is offered as an elective course



Advanced Placement Social Studies

- Our Goal

- Ensure every student is successful, both in terms of scores and in terms of skills acquired/developed.
- The definition of success varies for each student.
 - Student challenging themselves to take an AP vs. student enrolled in multiple AP classes
- Monitoring student progress through a baseline assessment and benchmark assessments to help identify issues and focus on specific needs.
 - Mock AP Exams



Advanced Placement Social Studies

Our Results

Comparing 2015 to 2018	Comparing 2015 to 2019
30% increase in AP Psych Mean Score	45% increase in AP Psych Mean Score
36% increase in AP World Mean Score	36% increase in AP World Mean Score
8% increase in AP U.S. Mean Score	2% decrease in AP U.S. Mean Score
36% increase in AP Government Mean Score	32% increase in AP Government Mean Score



AP World History

Oyster Bay High School - AP World History

	2015	2016	2017	2018	2019
5	2	2	0	6	9
4	3	8	16	12	20
3	26	22	19	25	17
2	39	23	21	10	13
1	7	3	8	0	4
# of exams	77	58	64	53	63
% 3 or above	40.0%	55.0%	55.0%	81.00%	73%
Mean Score	2.4	2.71	2.67	3.26	3.27

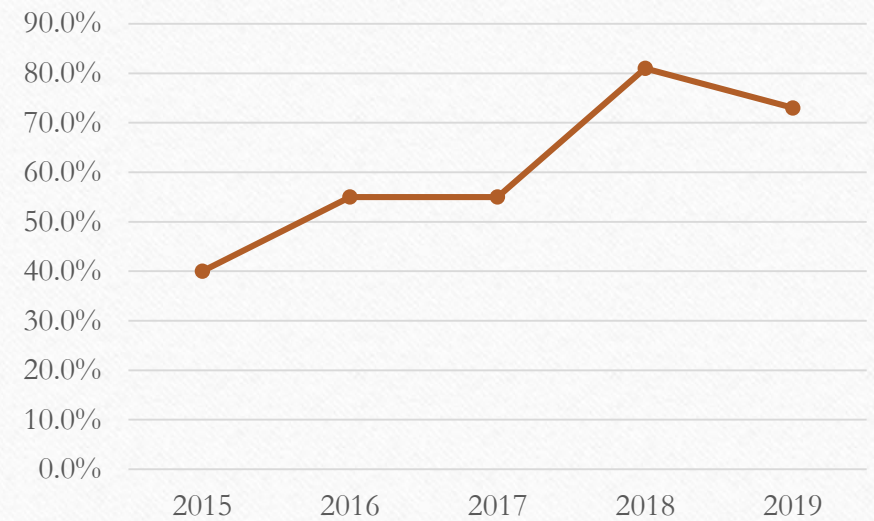
LOW-INFERENCE FINDINGS

73% of OBHS students scored 3 or above (National Average 55%)

Highest Percentage of 5's in at least the past 7 years

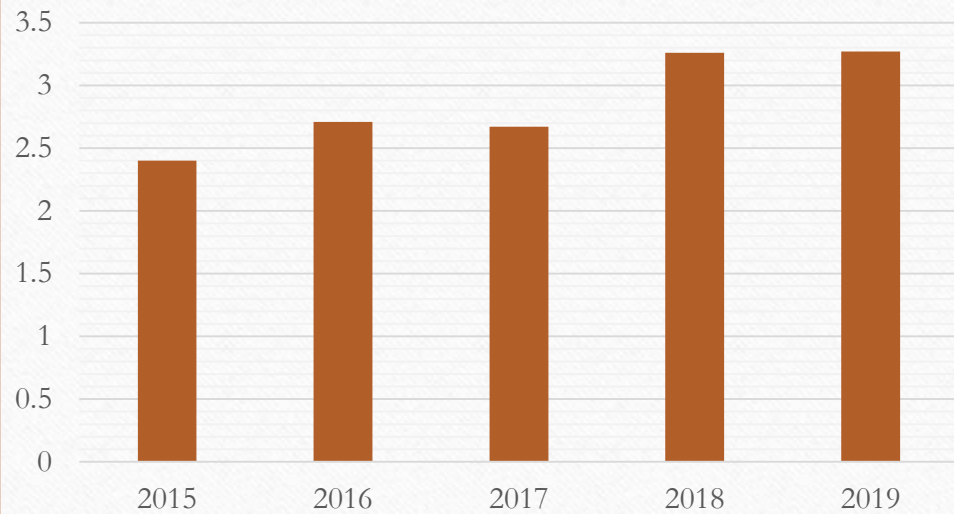
Mean increased slightly even with a 19% enrollment increase

Percentage of Students Scoring 3 or Above

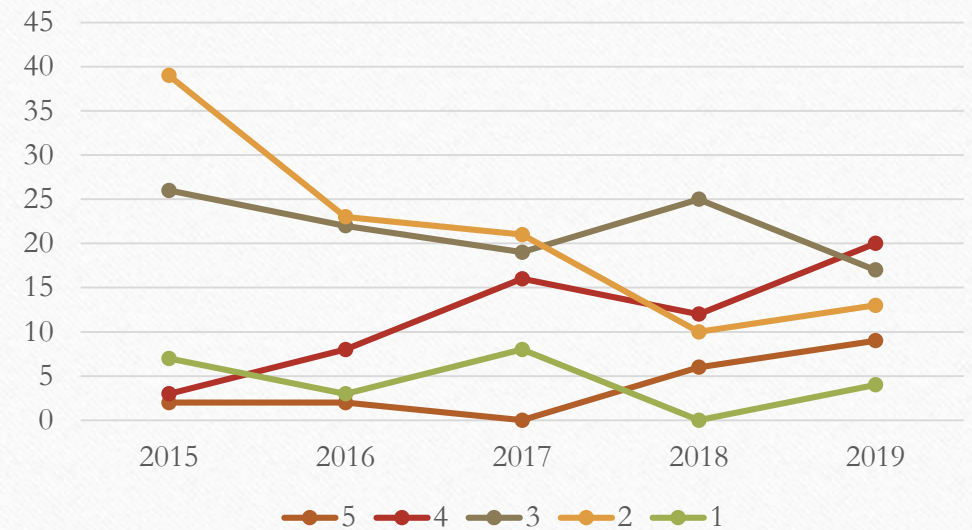


AP World History

Mean Score
5 Year Trend



5 Year Statistics
AP World History



AP U.S. History

Oyster Bay High School - AP U.S. History

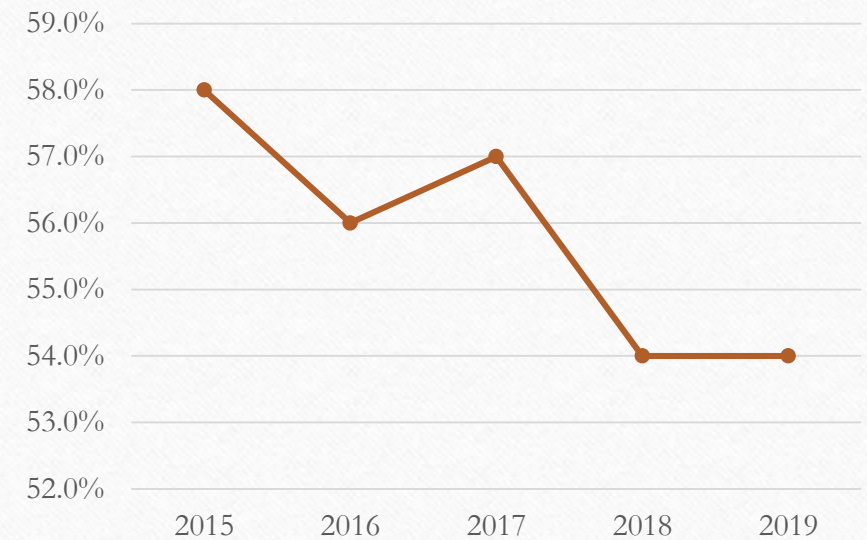
	2015	2016	2017	2018	2019
5	4	7	6	7	4
4	12	14	17	15	11
3	21	15	17	11	19
2	15	31	22	22	17
1	12	10	8	6	12
# of exams	64	77	70	62	63
% 3 or above	58.0%	56.0%	57.0%	54.00%	54%
Mean Score	2.7	2.7	2.87	2.92	2.65

LOW-INFERENCE FINDINGS

% of students scoring 3 or higher stayed the same

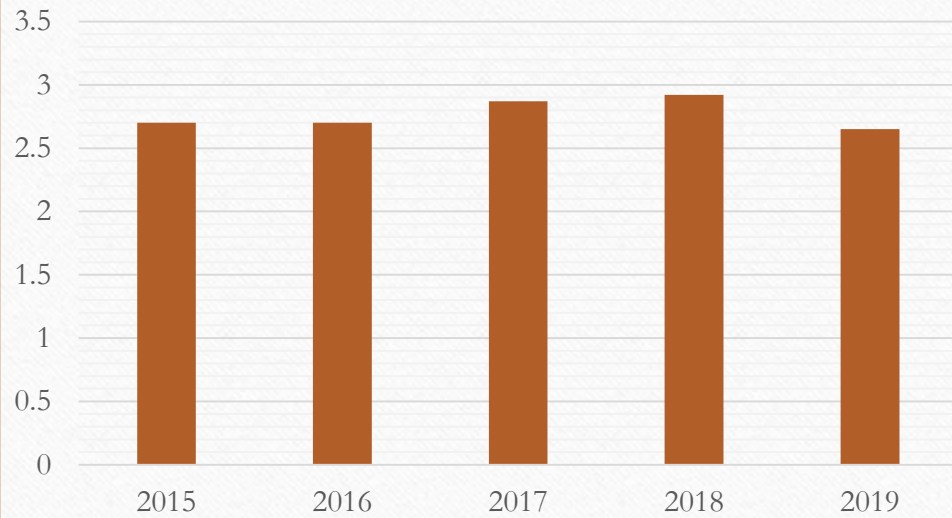
3% lower than the NYS % of scores of 3 or higher

Percentage of Students Scoring 3 or Above

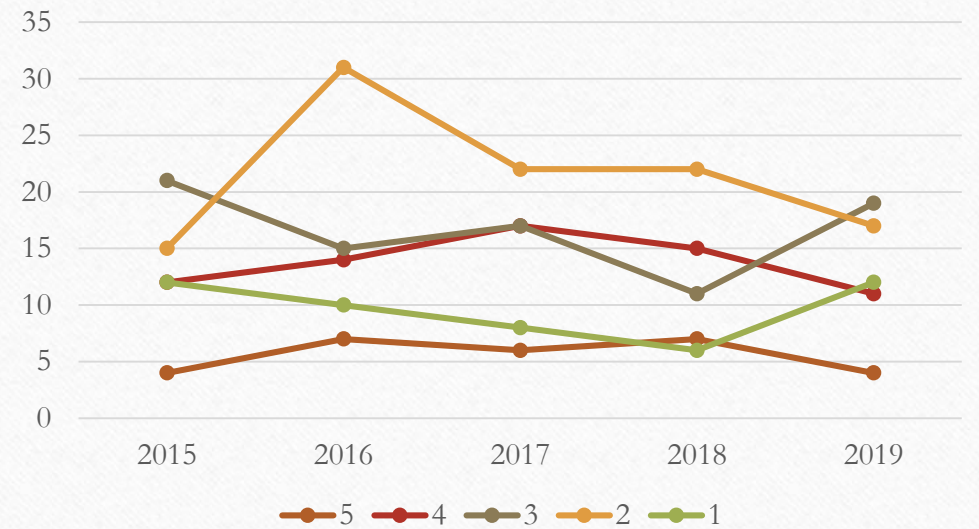


AP U.S. History

Mean Score
5 Year Trend



5 Year Statistics
AP U.S. History



AP Government

Oyster Bay High School - AP U.S. Government & Politics

	2015	2016	2017	2018	2019
5	2	1	4	2	2
4	5	3	4	12	3
3	8	8	14	20	16
2	23	20	22	20	21
1	34	30	9	14	6
# of exams	72	62	73	68	48
% 3 or above	21.0%	19.0%	30.0%	50.00%	44.0%
Mean Score	1.86	1.79	2.07	2.53	2.46

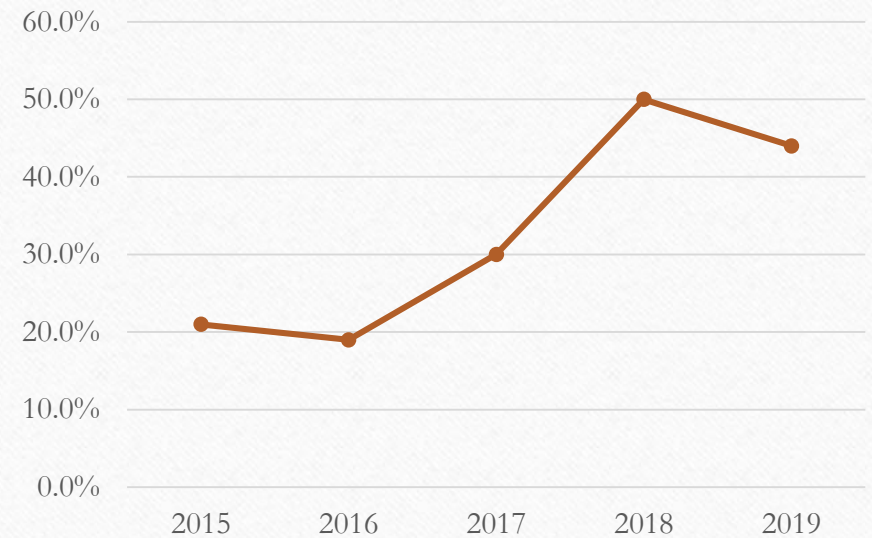
LOW-INFERENCE FINDINGS

Percentage of 3 and above down 6%

Mean score dropped 2.84%

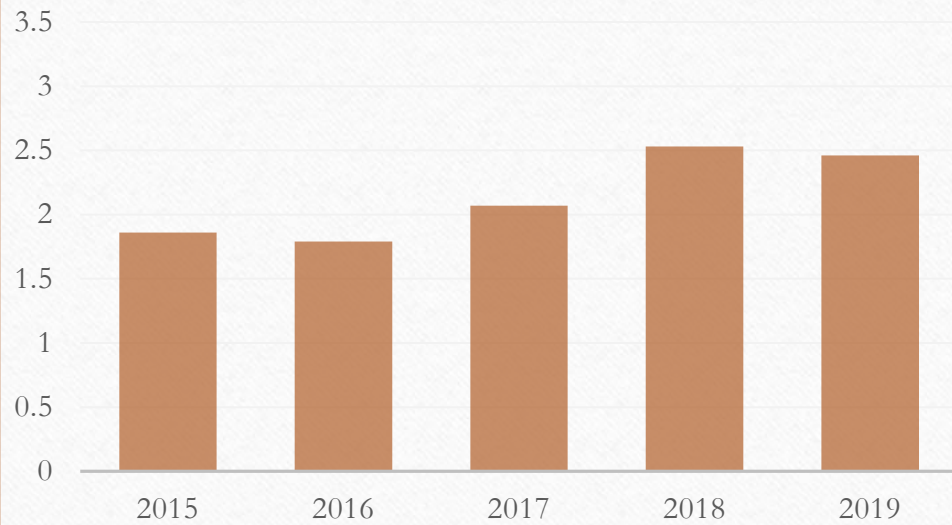
2019 was first year of test redesign

Percentage of Students Scoring 3 or Above

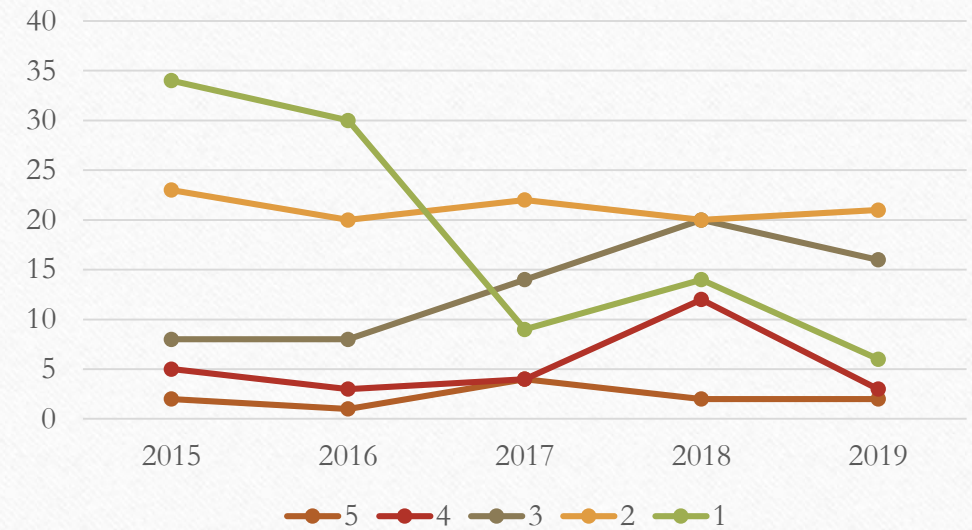


AP Government

Mean Score
5 Year Trend



5 Year Statistics
AP U.S. Government & Politics



AP Psychology

Oyster Bay High School - AP Psychology

	2015	2016	2017	2018	2019
5	0	2	2	1	2
4	2	4	1	4	8
3	5	7	1	2	12
2	3	9	5	5	9
1	18	34	11	9	14
# of exams	28	56	20	21	45
% 3 or above	25.0%	23.0%	20.0%	33.0%	49.0%
Mean Score	1.68	1.77	1.9	2.19	2.44

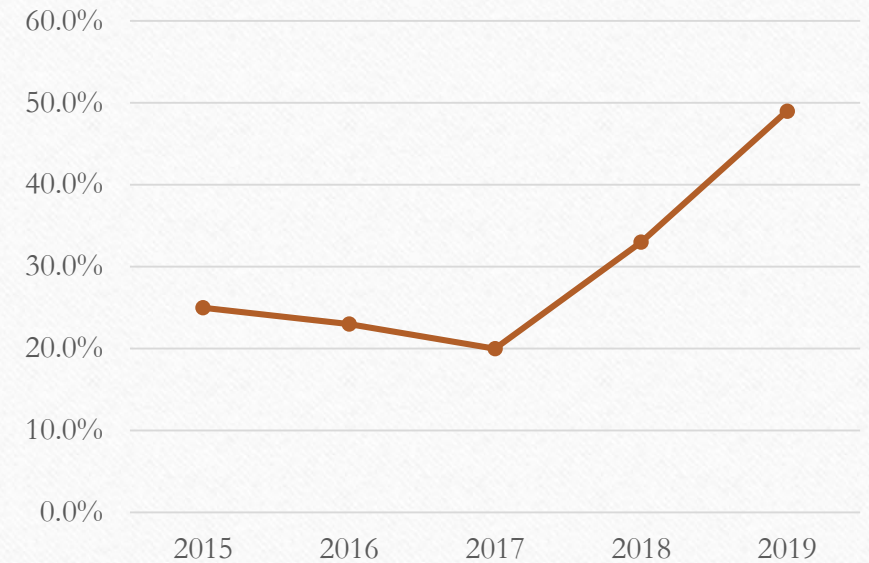
LOW-INFERENCE FINDINGS

Highest mean score in at least the past 5 years

Highest percentage of 3 or above in at least the past 6 years

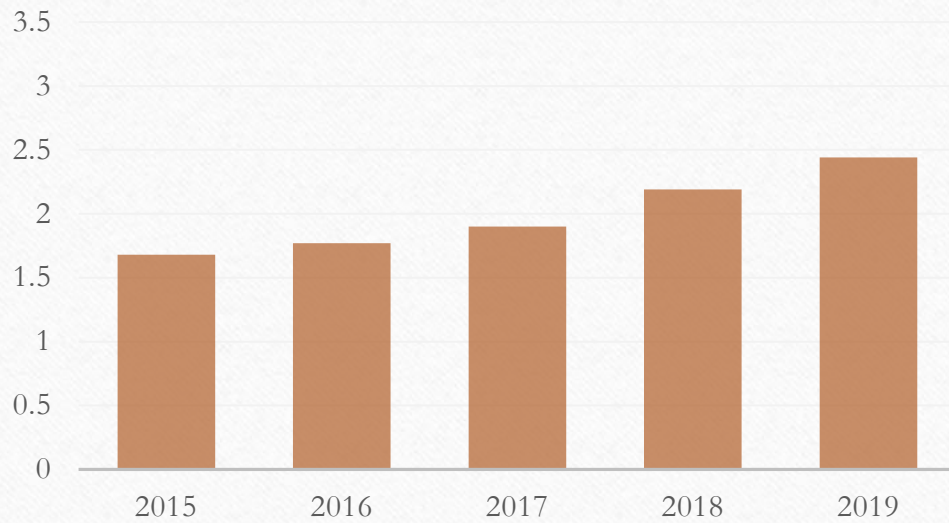
33.3% of OBHS students scored 3 or above (National Average 65.7%)

Percentage of Students Scoring 3 or Above

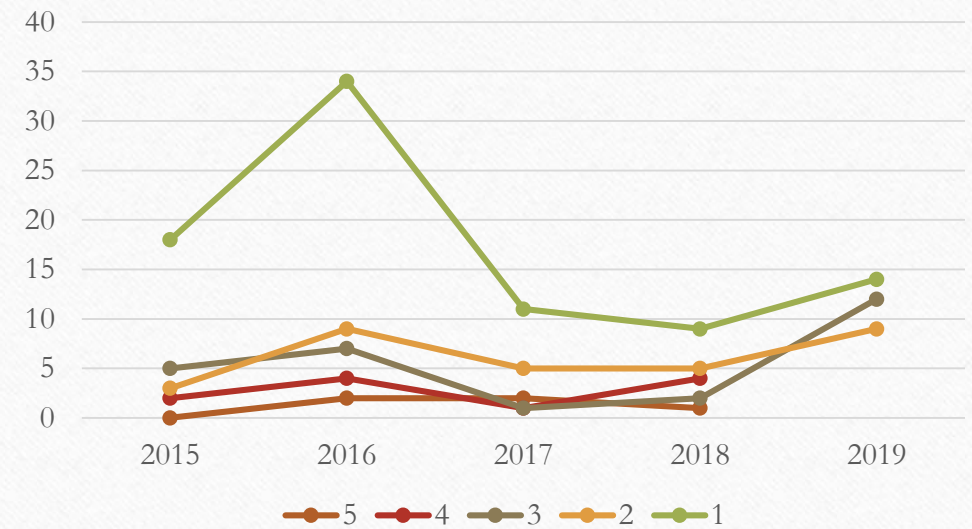


AP Psychology

Mean Score
5 Year Trend



5 Year Statistics
AP Psychology



What are We Doing?

- AP Mock Exams – Early Spring
 - Piloted in 2018-19 with AP World and AP Psychology
 - Goal to add AP U.S. History in 2019-20
- Review Books Provided Earlier in the School Year
- Creation of AP Collegial Circles with support of the Long Island Council for Social Studies (LICSS) in AP World, AP U.S. and AP Government
- Teachers/Admin attend AP-Sponsored Workshops and Institutes frequently
- All AP teachers attended the Long Island Council for the Social Studies (LICSS) Conference in the fall of 2019
- AP teachers belong to online AP communities through Facebook and through the College Board
- Teacher taking part in AP Scoring for AP Government in Utah this Spring.

Moving Forward

- Continue to search for valuable AP professional development opportunities.
- Continue to analyze data to ensure students are properly placed:
 - We want our students to be challenged, but do not want to set them up for failure.
 - Midterm Data Analysis